



Name of Urban Local Body : KHARDAH MUNICIPALITY
BALANCE SHEET AS ON 31 March 2013

Code No.	Description of Item	Schedule No	Current Year		Previous Year	
			Amount	Amount	Amount	Amount
<u>SOURCES OF FUNDS</u>						
Reserves and Surplus						
310	MUNICIPAL (GENERAL) FUND	B-1	94092287.71		74407178.06	
311	EARMARKED FUNDS	B-2	24833177.00		21215264.00	
312	RESERVES	B-3	197095186.00		179130036.00	
				316020650.71		274752478.06
	Grants,Contribution for Specific purposes					
320	GRANTS ,CONTRIBUTIONS FOR SPECIFIC PURPOSES	B-4	177049566.21		226015846.71	
				177049566.21		226015846.71
	Loans					
330	SECURED LOANS	B-5	0.00		0.00	
331	UNSECURED LOANS	B-6	19795046.00		19795046.00	
				19795046.00		19795046.00
TOTAL				512865262.92		520563370.77

APPLICATION OF FUNDS


Finance Officer
Khardah Municipality


Executive Officer
Khardah Municipality


Chairman
Khardah Municipality

Name of Urban Local Body : KHARDAH MUNICIPALITY
BALANCE SHEET AS ON 31 March 2013

Code No.	Description of Item	Schedule No	Current Year		Previous Year	
			Amount	Amount	Amount	Amount
Fixed Assets						
Gross Block						
410	FIXED ASSETS	B-11	485277746.23		430345600.23	
Less: Accumulated Depreciation						
411	ACCUMULATED DEPRECIATION	B-11	220018351.00		185075637.00	
412	CAPITAL WORK-IN-PROGRESS	B-11	-3339174.00		-988112.00	
	Net Block		268598569.23		246258075.23	
				268598569.23		246258075.23
Investments						
420	INVESTMENTS-GENERAL FUND	B-12	123041936.22		84461936.22	
421	INVESTMENTS-OTHER FUND	B-13	24833177.00		21215264.00	
				147875113.22		105677200.22
Working Capital						
Current assets, loans & advances						
430	STOCK-IN-HAND	B-14	1638754.00		1163184.00	
431	SUNDRY DEBTORS (RECEIVABLES)	B-15	8997544.55		8919339.40	
432	ACCUM. PROVISIONS AGAINST DEBTORS (RECEIVABLES)	B-15	0.00		0.00	
440	PRE-PAID EXPENSES	B-16	0.00		0.00	
450	CASH AND BANK BALANCE	B-17	101180304.75		164041358.75	
460	LOANS, ADVANCES AND DEPOSITS	B-18	29838457.00		35911502.00	

Name of Urban Local Body : KHARDAH MUNICIPALITY
BALANCE SHEET AS ON 31 March 2013


Code No.	Description of Item	Schedule No	Current Year		Previous Year	
			Amount	Amount	Amount	Amount
461	ACCUM.PROVISIONS AGAINST LOANS,ADVANCES & DEPOSITS	B-18	0.00		0.00	
	Less: Current Liabilities & Provisions					
340	DEPOSITS RECEIVED	B-7	9667298.23		5940765.23	
341	DEPOSITS WORKS	B-8	1772281.00		596753.00	
350	OTHER LIABILITIES (SUNDRY CREDITORS)	B-9	7299968.60		8345838.60	
360	PROVISIONS	B-10	26523932.00		26523932.00	
	Other Assets			96391580.47		168628095.32
470	OTHER ASSETS	B-19	0.00		0.00	
	Misc.Expenditure(to the extent not written off)			0.00		0.00
480	MISCELLANEOUS EXPENDITURE TO BE WRITTEN OFF	B-20	0.00		0.00	
	TOTAL			512865262.92		520563370.77

Form 88 [Vide Rules 239 & 260]
Name of Urban Local Body : KHARDAH Municipality
INCOME AND EXPENDITURE STATEMENT FOR THE YEAR 2012-2013

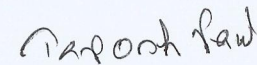
Item/Head of Account	Schedule No	Previous Year Amount (Rs.)	Current Year Amount (Rs.)
2	3	4	5
INCOME			
TAX REVENUE	I-1	7122106.21	10067466.80
ASSIGNED REVENUES AND COMPENSATIONS	I-2	3800000.00	4360000.00
RENTAL INCOME FROM MUNICIPAL PROPERTIES	I-3	2529102.00	2865476.00
FEES AND USER CHARGES	I-4	23772437.00	34116963.00
SALE AND HIRE CHARGES	I-5	635179.00	1179537.00
REVENUE GRANTS, CONTRIBUTIONS AND SUBSIDIES	I-6	100686224.00	105732540.00
INCOME FROM INVESTMENTS	I-7	248935.00	4788377.00
INTEREST EARNED	I-8	2692745.43	3017422.35
OTHER INCOME	I-9	98310.00	529670.00
Total - INCOME		141585038.64	166657452.15

EXPENDITURE

ESTABLISHMENT EXPENSES	I-10	59271900.00	65907029.00
ADMINISTRATIVE EXPENSES	I-11	4836494.50	5812467.50
OPERATION AND MAINTENANCE	I-12	25051347.00	34853473.00
INTEREST AND FINANCE CHARGES	I-13	1112003.45	827803.00
PROGRAMME EXPENSES	I-14	7170399.00	4626356.00
DEPRECIATION	I-0	30609625.00	34942714.00


Finance Officer
 Khardah Municipality


Executive Officer
 Khardah Municipality


Chairman
 Khardah Municipality